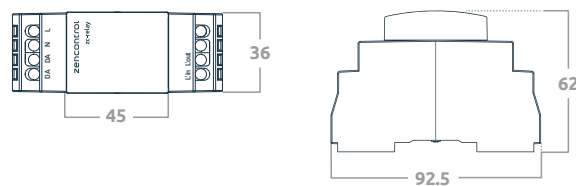


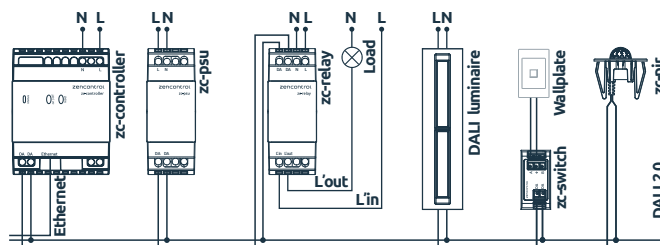
Dimensions

Mounting options DIN rail mount (35 mm)

Dimensions 92.5 / 36 / 62 mm



System overview



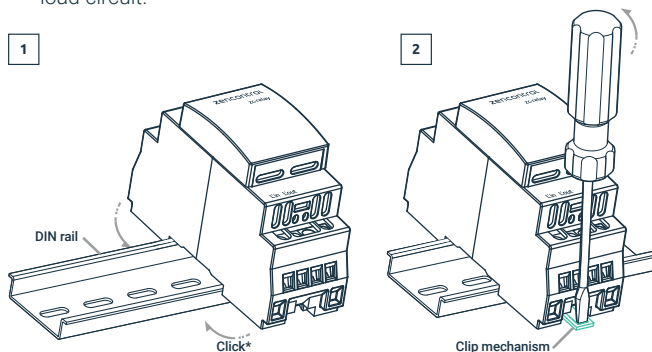
Installation

Remove the product from the box and inspect it for any damage. If you believe the product to be damaged or otherwise unsound, **do not** install the product. Please pack it back into its box and return it to the place of purchase for replacement.

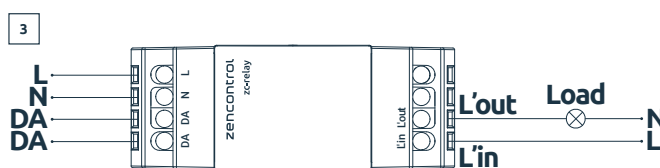
If the product is satisfactory, proceed with the installation:

- 1 Ensure safety warnings are adhered to.
- 2 Mount the DALI relay on DIN rail inside a mains rated enclosure as shown in **fig 1**. To remove from DIN rail, release the clip mechanism with a flat blade screw driver, as per **fig 2**.
- 3 Wire the DALI relay as per the wiring diagram in **fig 3**.

Note each DALI relay must have an appropriate MCB to protect the load circuit.



Wiring diagram



Wire preparation

1 - 4 mm²



Product range

| Order code | Description |
|-----------------|---------------------------------|
| zc-relay | DALI volt-free relay, DIN mount |

Specifications

| | |
|------------------------------------|---|
| Supply voltage | 230 V ~ 50 Hz |
| Control system | DALI |
| DALI line current | 2 mA |
| Relay type | Non-latching normally open |
| Output load | 10 A resistive ⚡ 6 A inductive ⚡ |
| Output type | Dry-contact volt-free relay |
| Min. rated relay operations | 40 000 |
| Max. operations per hour | 360 |
| Wiring | 1 - 4 mm ² Strip 6 - 7 mm |
| Operating temperature | 0 to 45°C |
| Material | PC |
| Classification | Class II |
| Ingress protection | IP20 |

Safety information

- This product must only be installed by a licensed electrician.
- Before commencing installation turn off and isolate the electrical supply.
- There are no user serviceable parts, attempting to service any part of the product will void the warranty
- DALI is not SELV and as such should be treated as LV.
- As the installer, it is your responsibility to ensure you comply to all relevant building and safety codes. Refer to application standards for the relevant rules.
- When the installation is complete, leave this manual with the building's owner for future reference.

Notice



For more information
on compliant software
see our website
zencontrol.com

Warranty

The relevant Consumer Law as well as other laws guarantee certain conditions, warranties and undertakings, and give you other legal rights, in relation to the quality and fitness for purpose of zencontrol products.

zencontrol goods come with guarantees that cannot be excluded under the relevant Consumer Law. You are entitled to a replacement or refund for a major failure and compensation for any other reasonably foreseeable loss or damage. You are also entitled to have the goods repaired or replaced if the goods fail to be of acceptable quality and the failure does not amount to a major failure. What constitutes a major failure is set out in the relevant Consumer Law.

Nothing in this Warranty purports to modify or exclude the conditions, warranties and undertakings, and other legal rights, under the law.

zencontrol products are warranted for a period of 12 months from the date of delivery of the product, provided the products are properly stored, installed, used and maintained in accordance with the instructions contained within their manual. Products that have been altered in any way or used other than in accordance with their instructions are not covered by this Warranty. This Warranty is not transferrable and is valid only in the hands of the purchaser of the product. The warranty does not cover zencontrol products other than those purchased from authorised zencontrol distributors. Proof of purchase must be provided with any warranty claim. It is recommended that the purchaser attaches their proof of purchase to their product manual.

If you wish to claim under this Warranty, you must, provide the product code and serial number of the product which you believe is defective, and proof of original purchase, your name, address and telephone number and a certificate of installation or other document required by the law for the installation of electrical products in the place in which the product was installed, to **support@zencontrol.com** within 12 months from the date of purchase. Please note that the Warranty does not cover removal or reinstallation of the product or that part of the product which you believe is defective.

zencontrol's total liability under this Warranty is limited to the cost of repair or replacement of the faulty product. zencontrol may satisfy its obligations under this Warranty in full by repair or replacement of a faulty product.

This Warranty does not apply to consumable items that can be classified as consumable. For the avoidance of any doubt, any and all warranties or conditions which are not guaranteed under the relevant Competition and Consumer Act or the relevant Competition and Consumer Regulations and which are not expressly included in this Warranty as additional warranties or conditions are excluded. This Warranty does not cover loss or damage caused by wear and tear, misuse, incorrect installation or operation, failure to clean and maintain, incorrect voltage or non-authorised electrical connections, adverse external conditions (such as power surges and dips, acts of God, exposure to heat, corrosion, insect or vermin infestation), use of non-authorised or defective parts or globes, or to items that have been repaired other than by zencontrol or a repairer approved by zencontrol.